

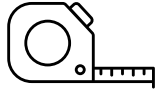


KITCHEN COUNTER QUOTE WORKSHEET

Use this worksheet to draw a simple sketch of your kitchen countertop. Measure your countertop in **inches**, using a regular tape measure.

Please note where **sink(s)**, **walls** and **appliances** are located. The example below is will assist you with what we are expecting to provide an estimate.

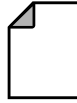
WHAT YOU WILL NEED



TAPE MEASURE



PEN OR PENCIL

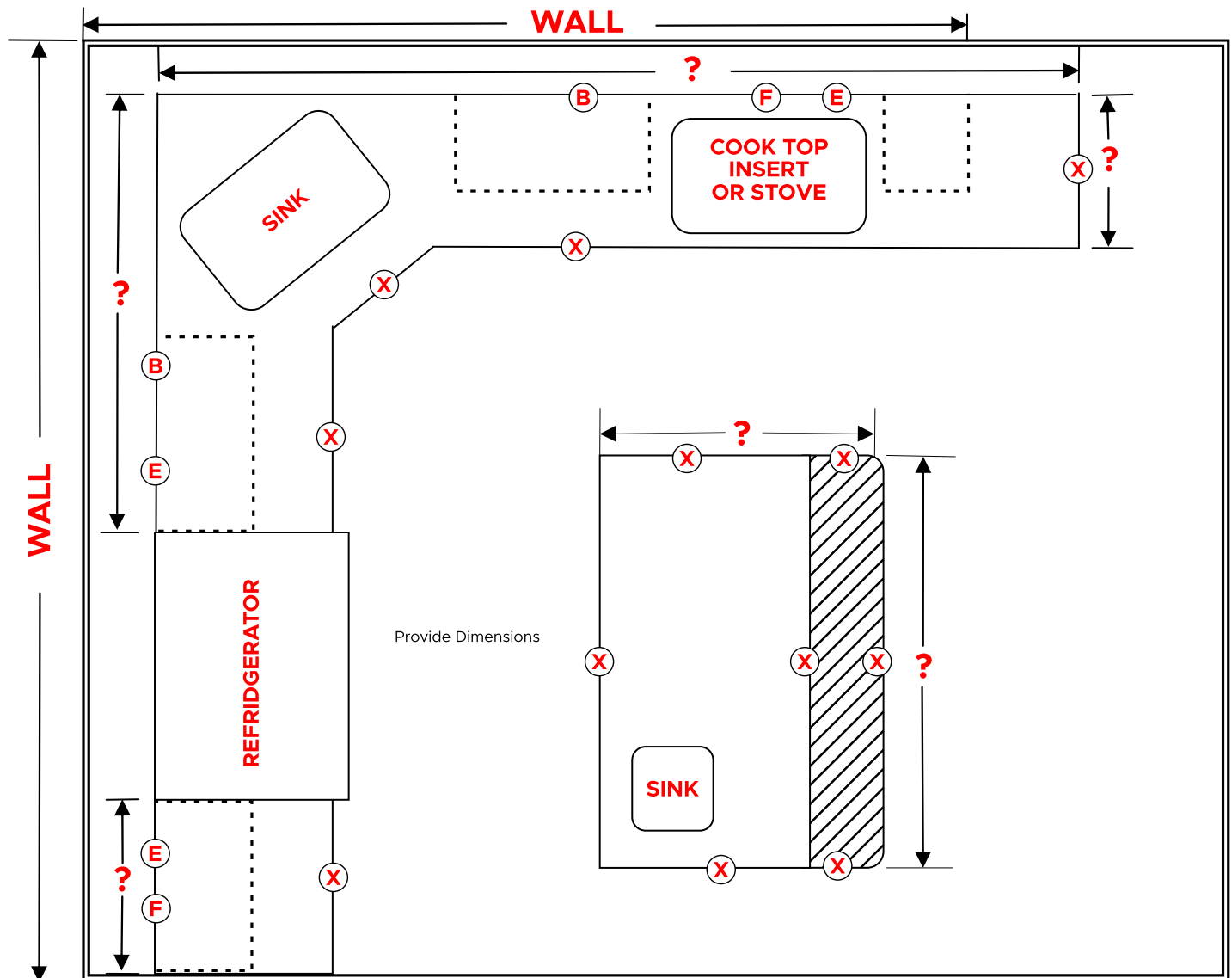


GRAPH PAPER PROVIDED ON PAGE 2

SMARTPHONE, CAMERA OR SCANNER

Once you are done with your sketch, you can snap a photo of the sketch with your phone or a digital camera. You can also scan it or mail it in or drop off at our showroom.

KITCHEN LAYOUT / MEASUREMENTS



LEGEND

Draw out your kitchen cabinets and island (if applicable). Take measurements of the cabinets and indicate what they are (see ? in sample above).

Once you have the measurements, use the following indicators to indicate these items:

- (B)** 4" BACK SPLASH
- (X)** POLISHED EDGES
- (F)** FULL BACK SPLASH
- (E)** ELECTRICAL OUTLETS



DRAW DIAGONAL LINES TO INDICATE AN OVERHANG FOR SEATING AS AN EXAMPLE.



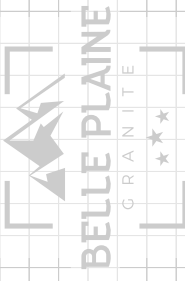
USE A DOTTED LINE TO INDICATE WHERE UPPER CABINETS ARE

OTHER PROJECT TYPE QUOTE WORKSHEET

YOUR NAME: _____

If you have a bathroom vanity, bar, outdoor kitchen, fireplace or other project you would like a estimate on, please use this page to provide a sketch and dimensions.

NOTES



UPLOAD TO:

<https://bpgranite.ca/free-quote-stone-countertops>